



TIZIP®

**TIZIP® Lifetime Extension Kit
MASTERSEAL #10**

Lifetime Extension Kit No. 1

Lifetime Extension Kit No. 2

**Thank you for purchasing the TIZIP®
Lifetime Extension Kit for MasterSeal #10 zippers. Please carefully
read these safety and installation instructions.**

1. INTENDED APPLICATION

- 1.1. Durability is one of the key priorities for the TIZIP Brand and TIZIP's premium waterproof & airtight zippers. That's why we are constantly investigating innovative ideas and technical improvements to achieve and build upon an already outstanding level of quality. A result of our drive for constant improvement is a major milestone towards extending zipper lifetime and reducing our environmental footprint. Introducing the brand new and patented:

Lifetime Extension Kit

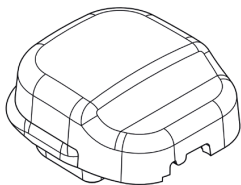
- 1.2. The Lifetime Extension Kit for MasterSeal #10 zippers, allows for a quick and simple solution to extend the durability of the gear you love. A key element to save waste, limited resources, and even extensive repair costs. Having a Lifetime Extension kit to fix a waterproof & airtight zipper is therefore one of the most useful and essential tools you will ever have.
- 1.3. If the zipper separates, comes undone after fastening, the slider comes off the track, or even slider breakage, the Lifetime Extension Kit will ensure your TIZIP® MasterSeal zipper is ready again – Whether you're out in the wilderness, or on a rescue mission, the Lifetime Extension Kit can be used to keep your gear in action.
- 1.4. This manual provides essential instructions for the proper fitting, adjustment, inspection and care of your TIZIP® Lifetime Extension Kit. Because GDS utilizes patented technology, it is very important to take the time to read these instructions in order to fully understand the features and risks that could result in serious damage, injury or even death.
- 1.5. This TIZIP® Lifetime Extension Kit is manufactured to extend the lifetime of a TIZIP® MasterSeal #10 zipper at the acceptance of reduced water & air tightness. To ensure the original tightness level, a complete replacement of the zipper is required.
- 1.6. The Lifetime Extension Kit described in this manual is intended only for waterproof & airtight TIZIP® MasterSeal #10 zippers and is used to replace an existing slider with a new one.

- 1.7. The user of the Lifetime Extension Kit is obliged to check the tightness and usability for the intended use of the zippers themselves. GDS GmbH & Co. KG disclaims all responsibility for merchantability and usability of the TIZIP® Lifetime Extension Kit for a specific purpose and will not be liable in the event of any indirect, incidental or consequential damages in relation to the TIZIP® Lifetime Extension Kit. Additionally, GDS is also not liable for any damages caused by using tools of other manufacturers.
- 1.8. If any information or warnings included in this manual are unclear, please contact the customer service department prior to using the Lifetime Extension Kit.

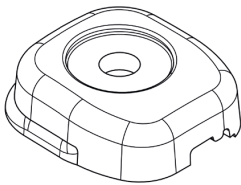
2. WHAT'S IN THE BOX

* Lifetime Extension Kit (LEK) No. 1

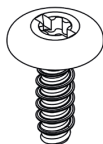
** Lifetime Extension Kit (LEK) No. 2




Front / LEK Cover¹
WKG501 / 2x* / 10x**



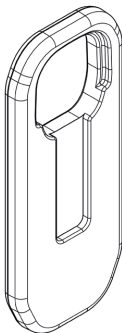
Back / LEK Cover²
WKG502 / 2x* / 10x**



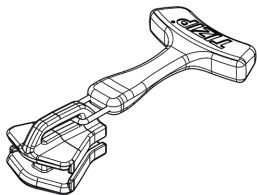
LEK Fixing Screw³
WMG035A / 2x* / 10x**



LEK Punch⁴
WPG070 / 1x* / 0x**



LEK Assembly Tool⁵
WKG503 / 1x* / 2x**

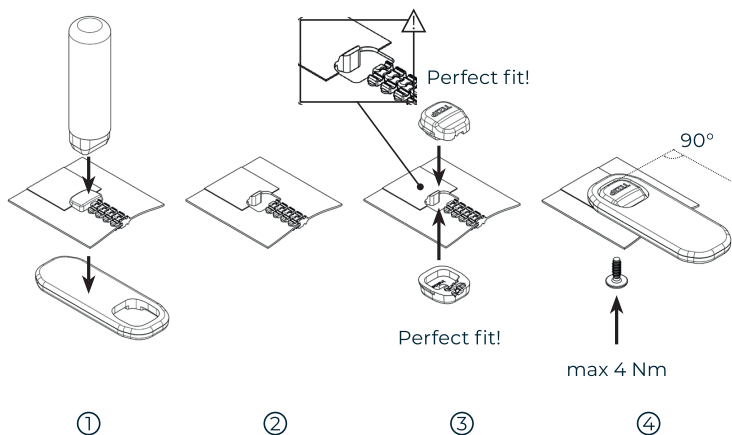


LEK Slider incl. Puller⁶
XY232 / 2x* / 10x**

3. ASSEMBLY

- 3.1. GDS recommends that you take your gear to an authorized manufacturer, retailer or service center for the installation of the TIZIP® Lifetime Extension Kit. If it is not possible to return your gear to an authorized dealer, you may install the TIZIP® Lifetime Extension Kit yourself by carefully performing the steps in the following procedure. Please note that the procedure varies based on your specific gear item and that GDS is not liable for any damages on your gear caused by your application of the TIZIP® Lifetime Extension Kit.
- 3.2. A high standard of accuracy has been sought in the preparation of this user manual. We apologize for, but will not be bound by or responsible to, errors and omissions in this manual.
- 3.3. The Lifetime Extension Kit should be used for TIZIP® MasterSeal #10 zippers only by using the original manufacturer's parts and tools.
- 3.4. Keep your place of work clean and orderly to avoid accidents.
- 3.5. Dirt particles, especially between the zipper teeth and on the tape, can negatively affect the zipper's tightness. Therefore, use a fine brush and light soapy water to clean the teeth and tape. Do not use solvents or aggressive cleaning agents.
- 3.6. Secure your gear item by using gripping devices or vice grips.
- 3.7. Slide the LEK Assembly Tool⁵ carefully under the zipper's bottom end and keep it steady.
- 3.8. Place the LEK Punch⁴ carefully over the zipper's docking piece.
- 3.9. Perforate this zipper end-piece, but do not remove the remaining part of the end-piece as it is needed for the TIZIP® Lifetime Extension Kit adjustment.
- 3.10. The Lifetime Extension Kit may only be assembled under normal temperature conditions between +5° C to + 40° C.
- 3.11. Pull out the old slider.

- 3.12. Adjust the zipper teeth neatly and insert the new LEK Slider⁶ carefully. The LEK Slider⁶ has been inserted correctly if the zipper chain can be closed smoothly and the slider can be positioned in the docking end without force.
- 3.13. Place the Front LEK Cover² over the previously made perforation and keep it in place with the LEK Assembly Tool⁵. The placement of the Front LEK Cover² should fit smoothly into the zipper teeth geometry.
- 3.14. Now place the Back LEK Cover¹ over the side of perforation. The placement of the Back LEK Cover¹ must fit in line with the zipper teeth geometry, the Front LEK Cover² and the remaining zipper docking part.
- 3.15. Use the LEK Fixing Screw³ to tightly secure the Front LEK Cover¹ and Back LEK Cover² with the max. torque of 4.0 Nm



4. RISK ASSESSMENT

- 4.1. Users must be trained to use this TIZIP® Lifetime Extension Kit. The use of the TIZIP® Lifetime Extension Kit by a person who is not qualified or has not been trained for this purpose is dangerous and may cause serious equipment or health damage, even life endangerment.
- 4.2. This Lifetime Extension Kit is not intended for subaquatic activities, diving or any engagement where the airtightness of the zipper is essential for personal security and health.
- 4.3. Never use a Lifetime Extension Kit that leaks under pressure.

5. CHECK BEFORE USE

- 5.1. Visually check that the front and back cover are in good general condition.
- 5.2. Double check if the front and back cover are tightly fixed with the required torque.
- 5.3. Check that there are no leaks around the covers or any other pressurized zipper parts.
- 5.4. Ensure that all zipper components such as teeth, tape, pattern, docking end and the slider are undamaged and that the zipper teeth are linked properly.
- 5.5. Do not use the TIZIP® Lifetime Extension Kit if it shows defects of any kind or is not working properly.

6. USAGE, CLEANING & STORAGE

- 6.1. Avoid squeezing, bending and overstretching the TIZIP® Lifetime Extension Kit.
- 6.2. Do not pull apart or twist the front and back cover forcefully.
- 6.3. Zippers fixed with TIZIP® Lifetime Extension Kit should be stored completely closed, dry, clean.
- 6.4. Dirt particles, especially between the teeth, front & back cover and tape can negatively affect the tightness. Use a fine brush and a light soapy water to clean the teeth and tape. Do not use solvents or aggressive cleaning agents.
- 6.5. Keep the product away from heat sources and direct exposure to the sunlight.

7. REGISTERED UTILITY MODEL

The design of the Lifetime Extension Kit is protected by the German patent & trade mark office under the following registration number: No. 202021002367.4

8. SPECIFICATIONS

The manufacturer of the TIZIP® Lifetime Extension Kit, GDS GmbH & Co. KG, declares under the sole responsibility that the stated products comply with all applicable provisions of the directives and regulations.



TIZIP® - engineered and made in Germany for durable performance.

GDS GMBH & CO. KG
Rainstrasse 8, D-91560 Heilsbronn, Germany
info@tizip.com | www.tizip.com